



**PURE EXPOSURE TO THE
URANIUM COMMODITY**

**Proactive Investors Presentation
September 2019**

Disclaimer

This presentation (the “Presentation”) is provided on a strictly private and confidential basis for information purposes only and does not constitute, and should not be construed as, an offer to sell or issue securities or otherwise constitute an invitation or inducement to any person to purchase, underwrite, subscribe for or otherwise acquire securities in Yellow Cake plc (the “Company”). By viewing this Presentation, you will be deemed to have agreed to the obligations and restrictions set out below.

The information contained in this Presentation is being made only to, and is only directed at, persons to whom such information may lawfully be communicated. This Presentation may not be (in whole or in part) reproduced, distributed, stored, introduced into a retrieval system of any nature or disclosed in any way to any other person without the prior written consent of the Company.

Without prejudice to the foregoing paragraph, this Presentation is being distributed only to, and is directed only at, persons who: (A) in the United Kingdom have professional experience in matters relating to investments who fall within the definition of “investment professionals” in Article 19(5) of the Financial Services and Markets Act 2000 (Financial Promotion) Order 2005, as amended, (the “Order”) or are high net worth bodies corporate, unincorporated associations and partnerships and trustees of high value trusts or other persons falling within Articles 49(2)(a)-(d) of the Order (and the contents of this Presentation have not been approved by an authorised person for the purposes of the Financial Services and Markets Act 2000) and who in each case are also Qualified Investors (as defined below); (B) in member states of the European Economic Area (“EEA”) are qualified investors within the meaning of Article 2(1)(e) of the Prospectus Directive (Directive 2003/71/EC), as amended (“Qualified Investors”); (C) are residents of Canada or otherwise subject to the securities laws of Canada that are “permitted clients” as defined in National Instrument 31-103 – Registration Requirements, Exemptions and Ongoing Registrant Obligations; (D) in Australia, are sophisticated investors or professional investors as those terms are defined in sub-sections 708(8) and 708(11) of the Corporations Act; (E) in South Africa, are one or more of the persons or entities referred to in section 96(1) of the Companies Act; (F) in Hong Kong, are professional investors for the purposes of the Securities and Futures Ordinance (Chapter 571 of the Laws of Hong Kong); (G) in Singapore, are accredited investors or institutional investors as those terms are defined in Section 4A of the Securities and Futures Act (Chapter 289) of Singapore or (H) are any other person to whom this Presentation may lawfully be provided and all such persons are “relevant persons”.

Any investment or investment activity to which this communication relates is only available to and will only be engaged in with such relevant persons and all other persons should not act on this Presentation or any of its contents. It is a condition of you receiving this Presentation that you are a person to whom the Presentation may lawfully be provided and by viewing this Presentation you warrant and represent to the Company that you are such a person.

No representations or warranties, express or implied are given in, or in respect of, this Presentation including the accuracy or completeness of the information herein and the information contained in this Presentation has not been independently verified. To the fullest extent permitted by law in no circumstances will the Company, 308 Services or any of their respective subsidiaries, shareholders, affiliates, representatives, partners, directors, officers, employees, advisers or agents be responsible or liable for any losses of any nature arising from the use of this Presentation, its contents, its omissions, reliance on the information contained within it, or on opinions communicated in relation thereto or otherwise arising in connection therewith by any person. Recipients of this Presentation are not to construe its contents, or any prior or subsequent communications from or with the Company or its representatives as investment, legal or tax advice. In addition, this Presentation does not purport to be all-inclusive or to contain all of the information that may be required to make a full analysis of the Company. Recipients of this Presentation should each make their own evaluation of the Company and of the relevance and adequacy of the information and should make such other investigations as they deem necessary.

This Presentation contains “forward looking statements”. These statements contain the words “anticipate”, “believe”, “intend”, “estimate”, “expect”, “likely” and words of similar meaning. All statements other than statements of historical facts included in this Presentation including, without limitation, those regarding the Company's business strategy, plans and the future market environment are forward-looking statements. Such forward-looking statements are based on numerous assumptions regarding the Company's business strategies and the environment in which the Company will operate in the future. These forward-looking statements speak only as at the date of this presentation, and the Company, 308 Services and their shareholders, affiliates, representatives, partners, directors, officers, employees, advisers and agents, expressly disclaim any obligation or undertaking to update any forward-looking statements contained herein. No statement in this presentation is intended to constitute a profit forecast.

By participating in this Presentation or by accepting any copy of this Presentation, you agree to be bound by the foregoing limitations.



Investment Case for Yellow Cake

Macro-economic Context

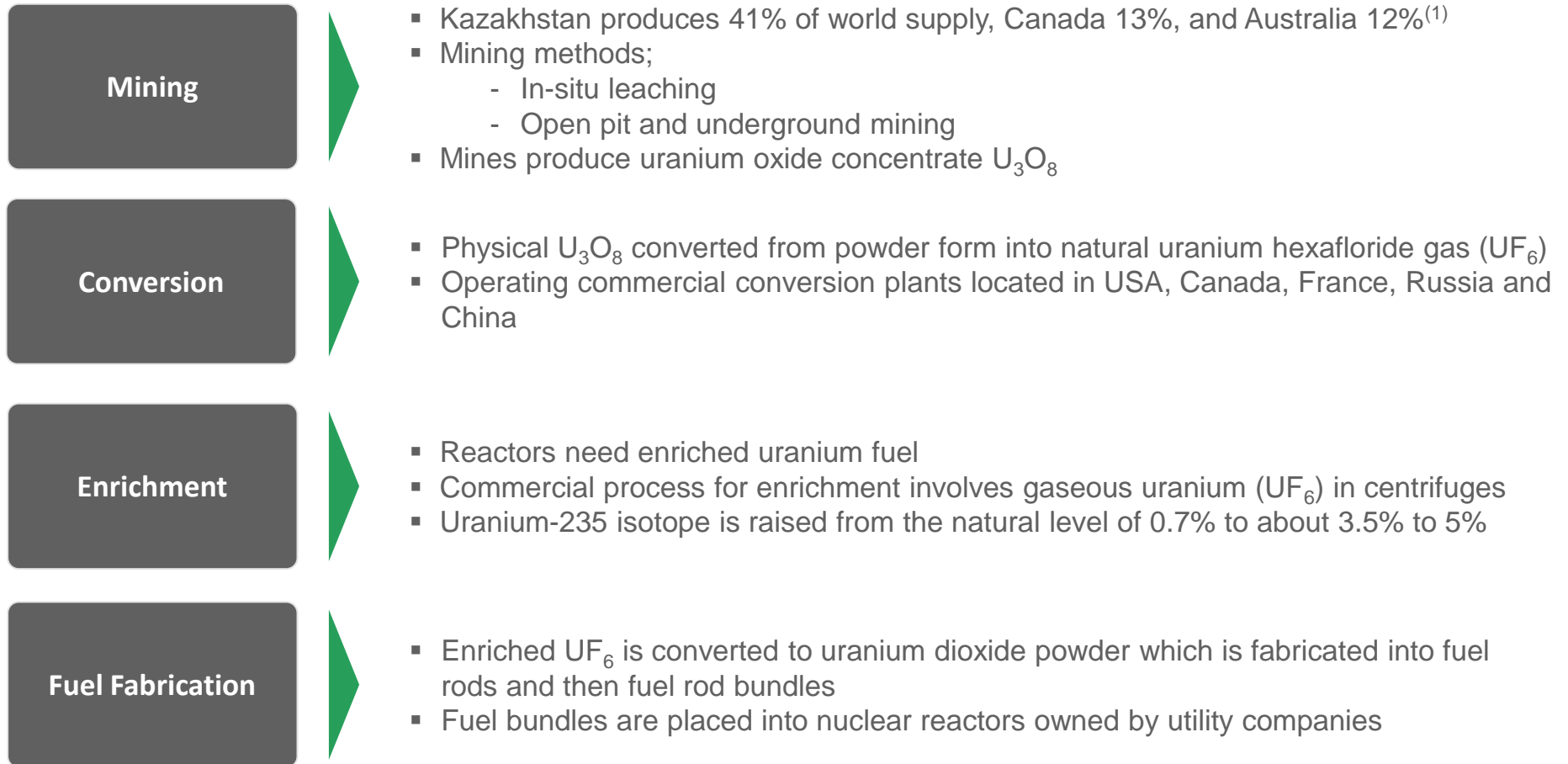
- Steady demand growth driven by nuclear reactor build program, mainly in developing regions (non-OECD)
 - Extended period of low uranium prices has curtailed investment in future uranium supply
 - Uranium producers have made significant supply cuts
- ➡ Higher prices will be needed to incentivise new production

Yellow Cake

- Strategy of buying and holding physical U_3O_8
 - No operating risks associated with development, permitting, mining, processing or logistics
 - Access to uranium at the spot price under a ten-year option agreement with the world's largest uranium producer Kazatomprom
 - Low cost structure
- ➡ Pure exposure to the uranium spot price

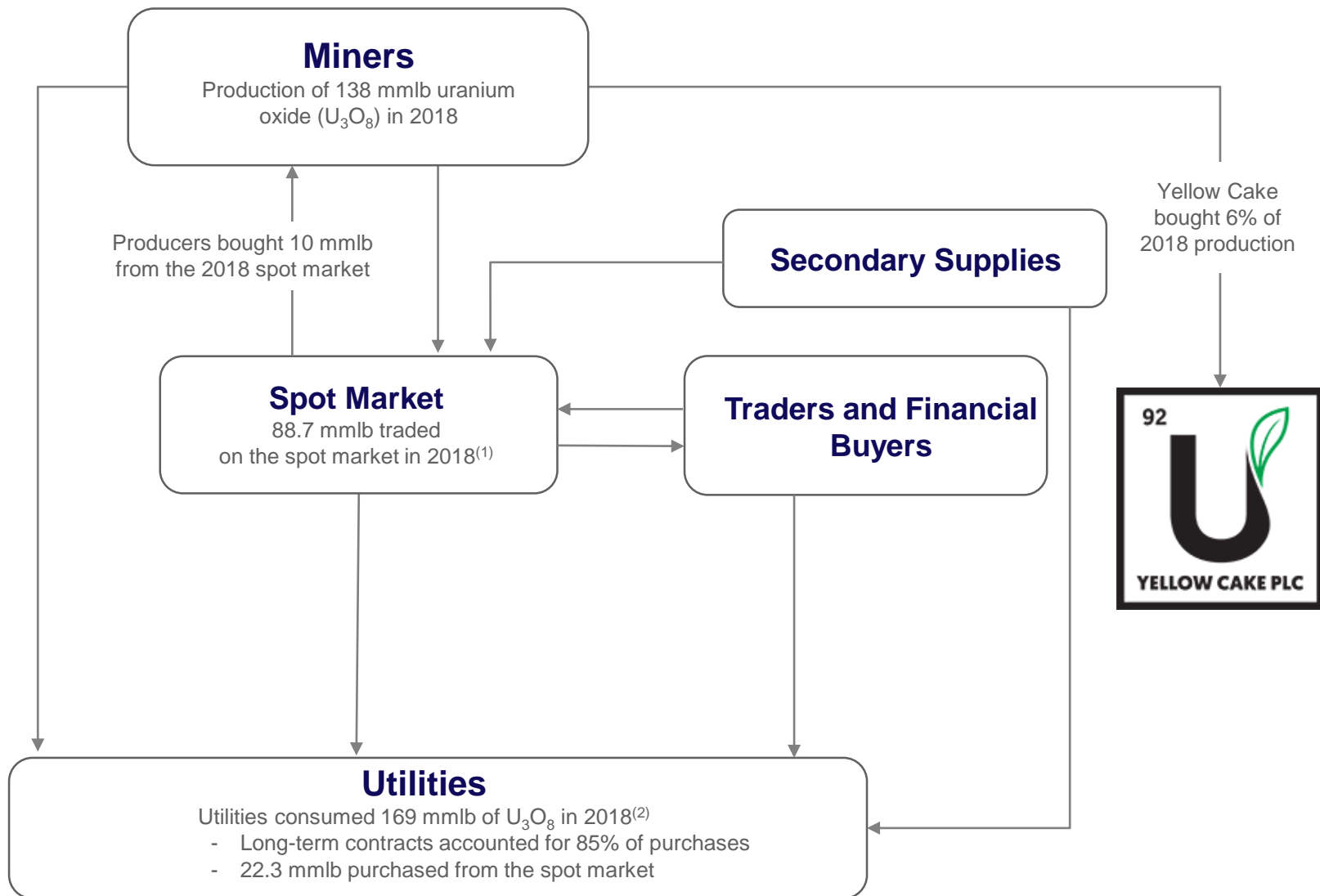


The Nuclear Fuel Value Chain



Source
(1) World Nuclear Association, World Uranium Mining Production (August 2019)

The Uranium Market

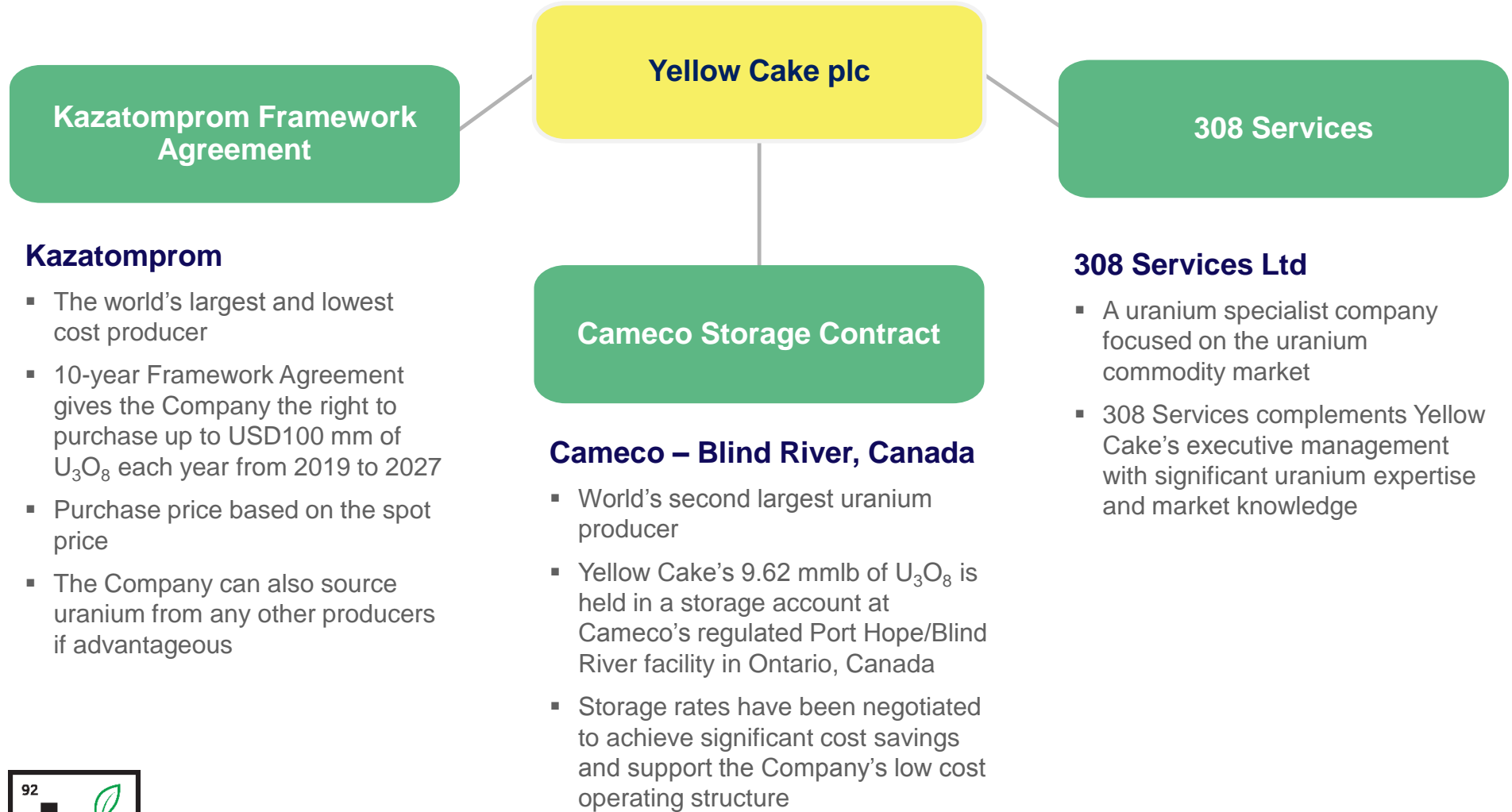


Source

(1) UxC LLC 2018 Spot Market Review, February 2019

(2) World Nuclear Association, World Nuclear Power Reactors & Uranium Requirements (August 2019)

Yellow Cake – Key Contracts Provide Strategic Advantage



Yellow Cake Operations Summary

Strategy: To buy and hold physical uranium and to deliver maximum exposure to expected resurgence in the uranium market

- IPO: July 2018
 - Raised US\$200 mm
 - Purchased 8.1 mmlb U₃O₈ at US\$21.01 /lb
- August 2019
 - Purchased 350 klb U₃O₈ at US\$23.30 /lb
- April 2019
 - Raised US\$33.9 mm
- June 2019
 - Purchased 1.175 mmlb U₃O₈ at US\$25.88 /lb
- Current total holding of U₃O₈ – 9.62 mmlb acquired at an average price of US\$21.68 /lb



Yellow Cake Financial Summary

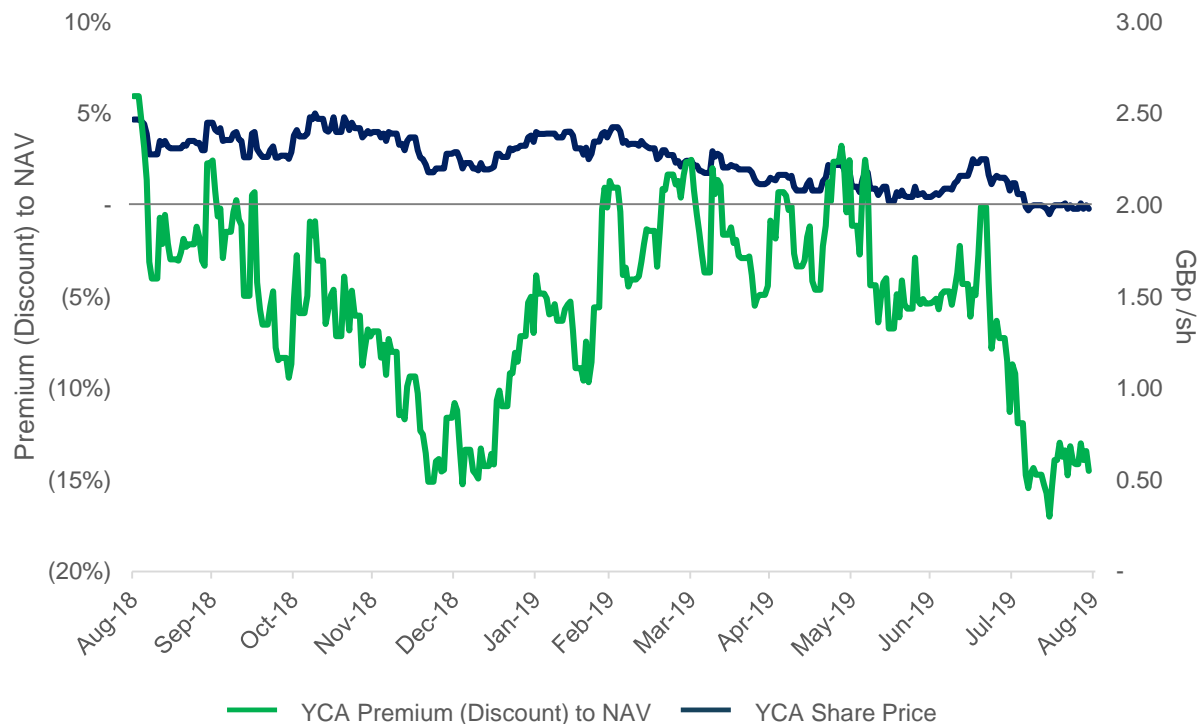
Key Financials Yellow Cake AIM:YCA

Last Share Price	£2.01
Market Cap (mm)	£175.5
Shares Out. (mm)	88.2
52 wk High	£2.60
52 wk Low	£1.96
NAV 30 June 2019	£2.18

Major Shareholders

1. Tribeca Investment Partners	9.5%
2. Dolfyn Financial (UK)	8.6%
3. Uranium Royalty Corporation	8.6%
4. Putnam Investments	7.1%
5. Arrowgrass Capital Partners CFD	6.8%
6. TT International	4.8%
7. Kopernik Global Investors	4.7%
8. azValor Asset Management	4.2%
9. Legal & General Investment Management	3.3%
10. BlackRock	2.8%

Share Price and Premium (Discount) to NAV⁽¹⁾



With the uranium spot price at \$25.30 /lb⁽²⁾ and GBP / USD exchange rate of US\$1.22/GBP, Yellow Cake is trading at 14.5% discount to NAV



Source

- (1) Net asset value per share is calculated using ordinary shares in issue, the Bank of England's daily exchange rate, fair values are based on the daily spot price published by UxC LLC, and Yellow Cake's net assets published on 30 June 2019
- (2) UxC LLC price 2 September 2019

1. URANIUM MARKET OVERVIEW



Nuclear is a Key Element of Global Energy Supply

- Least expensive non-carbon power option
- Lowest source of carbon emissions per MWh
- Reliable base load power
- Can be a key component in achieving the Paris Agreement targets
- Land required to produce electricity is lower than other non-carbon sources. For a 1,800 MW nuclear plant you need c. 4 km² of land, equivalent solar requires 56 km² and equivalent wind requires 437 km²



Current Demand

The World Nuclear Association estimates a total of 169 mmlb of uranium is required to power today's fleet of 444 operating reactors⁽¹⁾

USA

97 reactors operating, producing 98,699 MWe

France

58 operating reactors, producing 63,130 MWe

China

47 operating reactors, producing 45,688 MWe

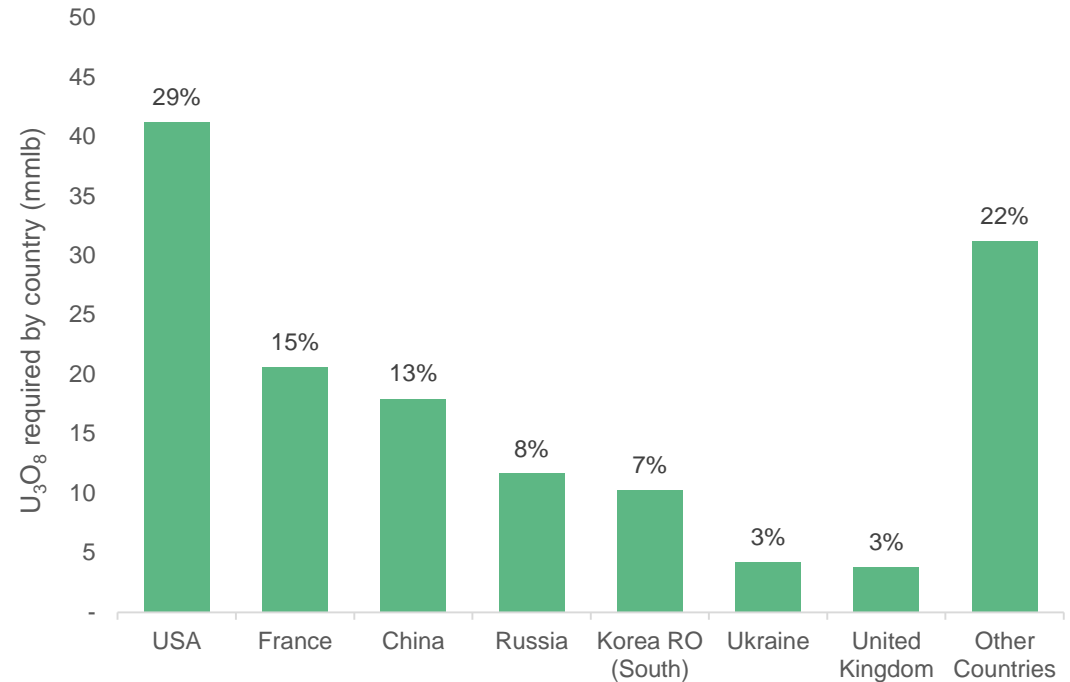
Russia

36 operating reactors, producing 29,135 MWe

South Korea

24 operating reactors, producing 23,231 MWe

Uranium requirements percentage of world demand⁽¹⁾



Source
(1) World Nuclear Association, World Nuclear Power Reactors & Uranium Requirements (August 2019)

Future Demand

Global nuclear reactor fleet will continue to grow, especially in China, India and the Middle East

China – 11 reactors under construction, 43 planned

India – 7 reactors under construction, 14 planned

Russia – 6 reactors under construction, 24 planned

South Korea – 4 reactors under construction, 2 planned

UAE – 4 reactors under construction, Barakh 1 to be commissioned in 2020

	Operating Reactors ⁽¹⁾	Reactors Under Construction ⁽¹⁾	Planned Reactors ⁽¹⁾	Proposed Reactors ⁽¹⁾
World Nuclear Reactor Fleet	444	54	111	330
China Reactor Fleet	47	11	43	170



Source

(1) World Nuclear Association, World Nuclear Power Reactors & Uranium Requirements (August 2019)

Supply – Uranium Price Chart

Uranium price is near record lows, and uranium remains one of few commodities not yet to have risen strongly since 2016

Commentary

- A uranium price of US\$25.30 /lb⁽¹⁾ sees the uranium market near its lowest levels since the early 2000s
- The spot price increased during H2 2018, but remains below necessary levels to sustain global uranium production

Commodity

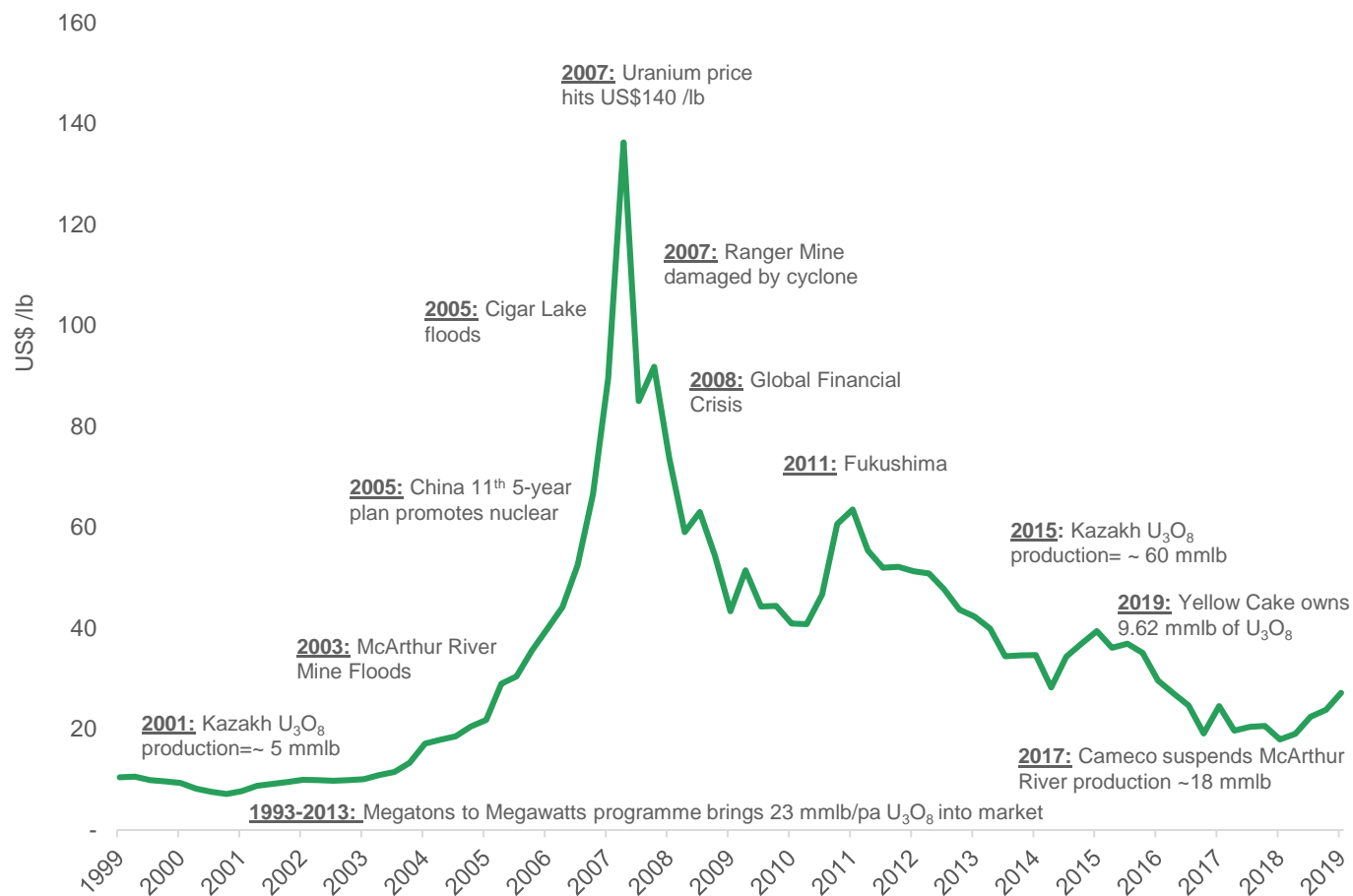
Since
1/1/2016⁽²⁾

Nickel	84%
Gold	42%
Zinc	38%
Copper	23%
Silver	31%
Aluminium	18%
Platinum	4%

Uranium

(27%)

Historical Uranium Price⁽³⁾

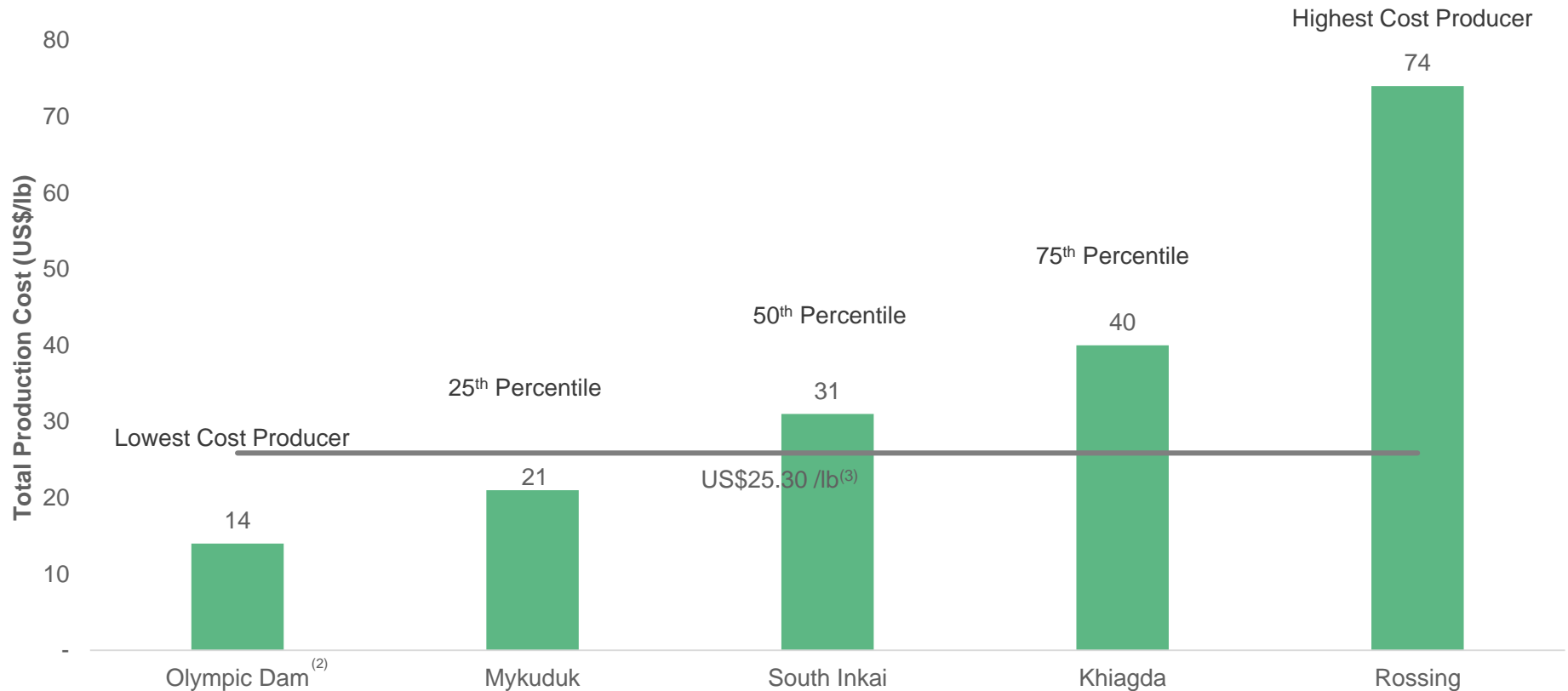


Source

- (1) UxC LLC price 2 September 2019
- (2) Commodity price change as of 30 August 2019
- (3) CapIQ, Energy Fuels, Bloomberg, NUEXCO

Supply – Majority of Current Supply Loss Making at Current Spot Price

2018 Estimated Total Production Costs⁽¹⁾ (US\$/lb)



Source

- (1) Company analysis based on SRK Consulting Global Operating Cost Curve for Primary Uranium Production, Section 232 Investigation of Uranium Imports dated 16 January 2018
- (2) Low cost due to uranium being a by-product of copper production
- (3) UxC LLC price 2 September 2019

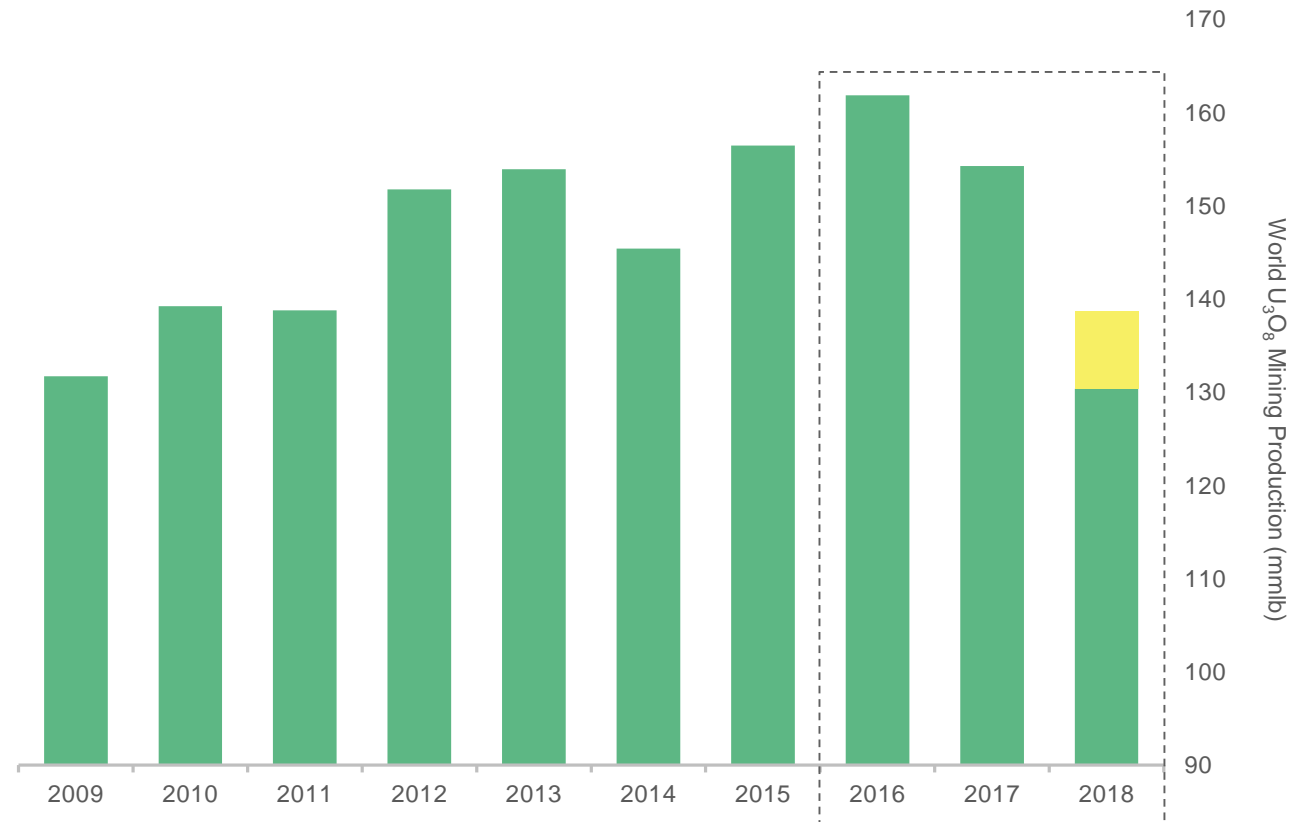
Global Supply Cuts and Yellow Cake Purchase

Producers have started taking self-help measures

Commentary

- Supply side responses have been the major theme of the market since 2017
 - Cameco's shut down of Rabbit Lake, and suspension at McArthur River
 - Kazatomprom's announcement of a 20% production reduction for three years
 - Paladin suspension at Langer Heinrich in May 2018
- Yellow Cake purchased 8.4 mmlb of U_3O_8 in 2018

Production cuts seen since 2017⁽¹⁾ and Yellow Cake's 2018 purchase of 8.4 mmlb U_3O_8

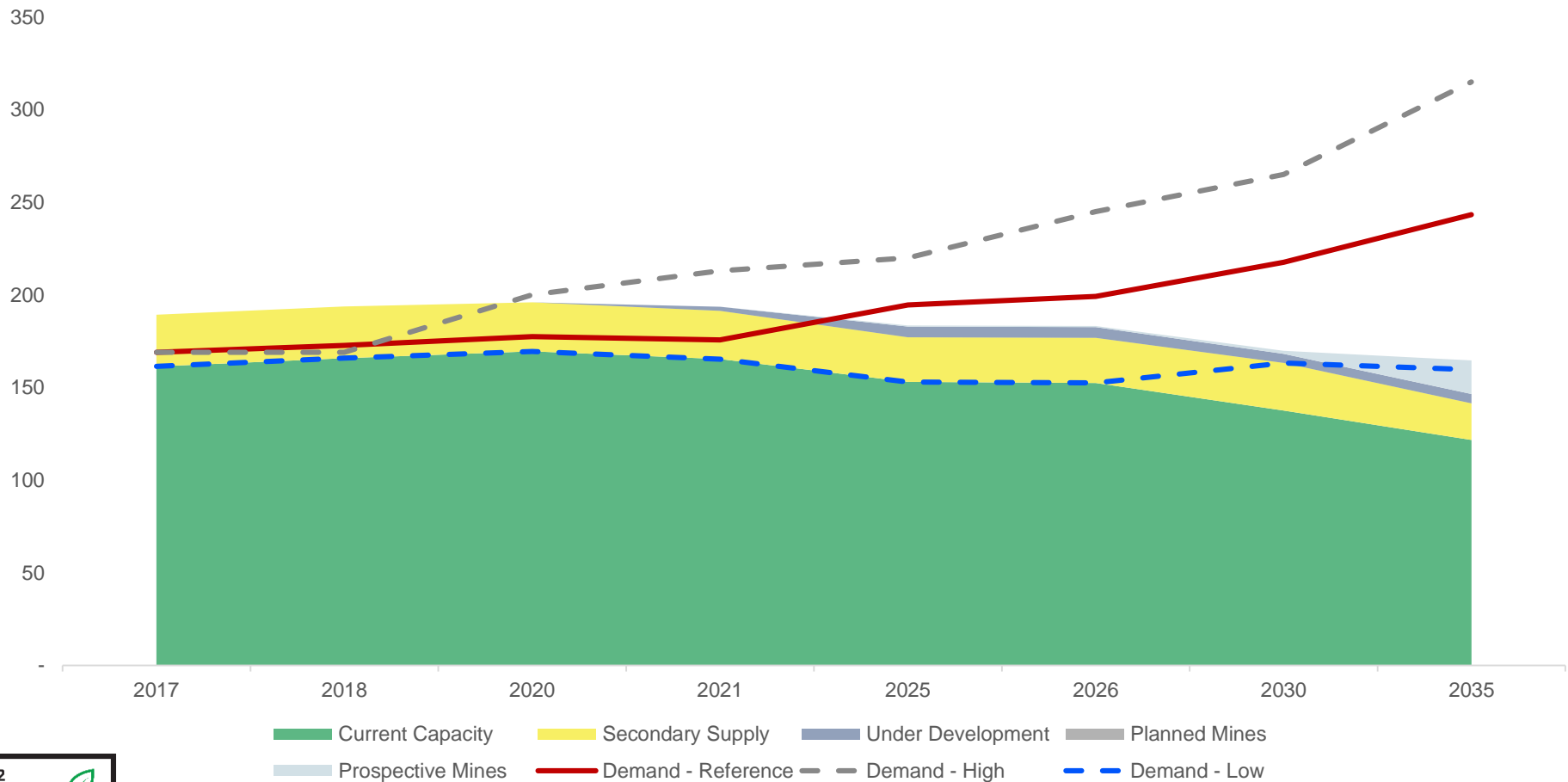


Source
(1) World Nuclear Association, World Uranium Mining Production (August 2019)

Growing Mine Supply Gap

Underinvestment in exploration and development is leading to a potential future supply gap

Supply / Demand Imbalance (U₃O₈ mmlb)

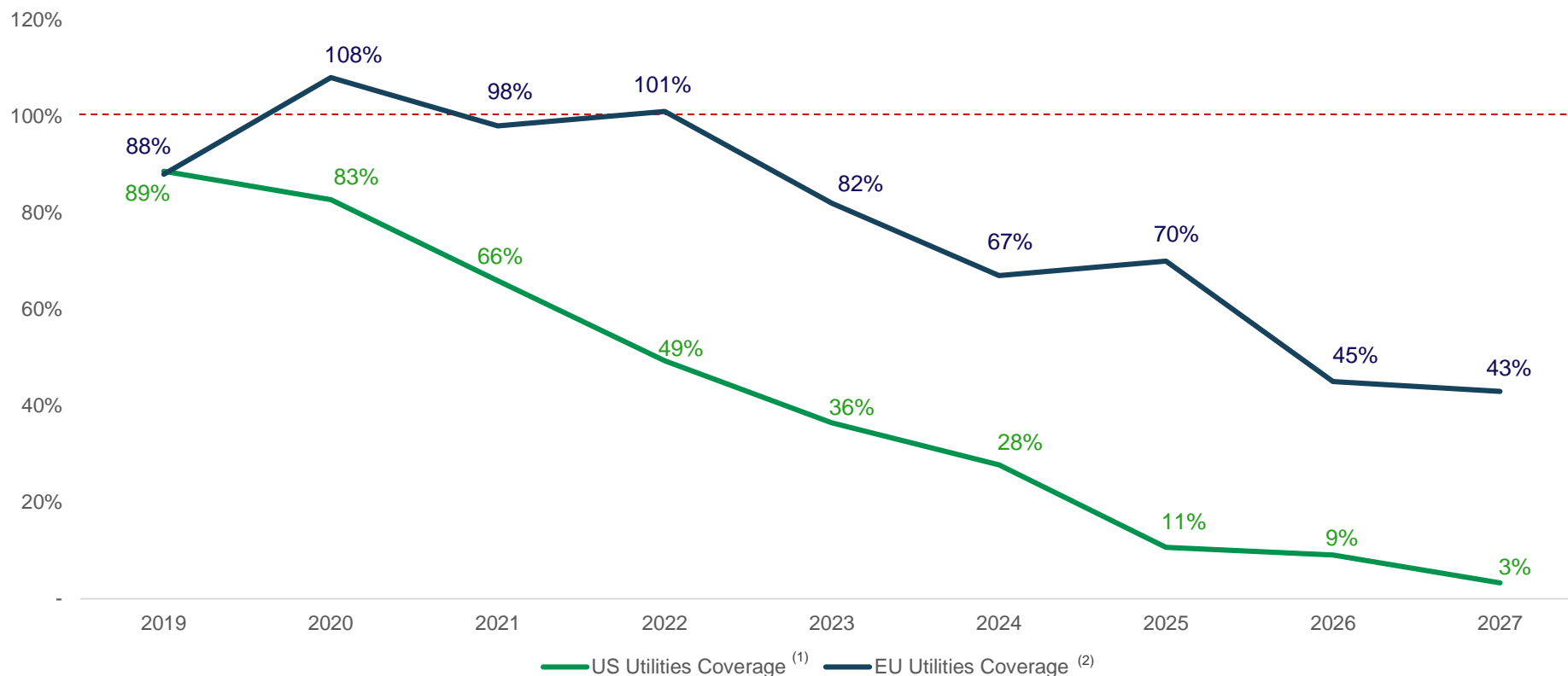


Source
Company estimate, analyst research

Long-Term Contracts Need to be Replaced

Contract covering has the potential to create a rapid tightening of the spot market

Future Contracted Coverage Rates of US & European Utilities



Source

(1) Euratom Supply Agency Annual Report 2018 (21 March 2019)

(2) U.S. Energy Information Administration 2018 Uranium Marketing Annual Report (May 2019)

Current Uranium Market Dynamics

- Section 232 speculation has dominated 2019 activity
- The decision by the President of the United States of America to not implement any trade restrictions was welcomed
- However, the establishment of a Working Group will likely result in some extended uncertainty
- The effect of these developments is that the uranium price has drifted from US\$28.50 /lb at the start of the year to US\$25.30 /lb⁽¹⁾ currently
- We expect market activity to increase once the working group completes its review
- Current forecasts are for market demand of around 190 mmlb and primary production of 142 mmlb⁽²⁾ in 2019



Source

(1) UxC LLC price 2 September 2019

(2) UxC LLC 2019 forecast

Macro-Economic Context Provides Opportunistic Timing for Investment in Uranium

Confluence of current events leading to potentially dramatic resurgence in the uranium market and the uranium price

Uranium Price at Historic Lows

- Sustained low price environment
- More than half of global production has total costs above current spot price

Structural Demand Developments

- Nuclear power a growing source of energy
 - 444 reactors operating globally, 54 under construction, 111 planned and 330 proposed projects⁽¹⁾
- The US Energy Information Administration (“EIA”) forecasts a 29% increase in nuclear power by 2030⁽²⁾

Structural Supply Developments

- New projects’ incentive price well above the current spot price, which will impact future supply
- Significant supply side discipline emerging from major producers



Source:

(1) World Nuclear Association (August 2019)

(2) U.S. Energy Information Administration 2018 Uranium Marketing Annual Report (May 2019)

Yellow Cake – Investment Highlights

Direct Investment in Uranium

- No exposure to risks associated with exploration, development, mining or processing
- Upside exposure to a uranium price not capped by long-term contracts
- Listed on London Stock Exchange - investors can buy and sell shares in Yellow Cake, providing liquidity to uranium
- Low cost structure, minimal leakage

Strong Board & Management, with Dedicated Advisers

- Board of directors includes experienced team committed to ensuring high standards of corporate governance
- Yellow Cake's executive management, supported by 308 Services which has employees and consultants with considerable experience in the uranium market

Strategy Supports Emerging Supply Side Discipline

- Yellow Cake purchases and holds physical U_3O_8
- In 2018 Yellow Cake purchased an equivalent to approximately 6% of 2018 annual production

Strategic Relationship with Kazatomprom

- Kazatomprom Framework Agreement enables the company to purchase uranium on an undisturbed price basis
- The Company can acquire additional US\$100 mm of U_3O_8 per year, for nine years



Strong, Independent and Experienced Board and Executive Management Team

Yellow Cake Executive Team



- **Andre Liebenberg – CEO, Yellow Cake plc**
- Previously CFO of QKR, a Qatar backed mining fund
- Former roles at BHP: Acting President Energy Coal; CFO Energy Coal; Head of Group Investor Relations and Chief Financial Officer, Diamonds and Specialty Products
- Formerly held investment banking roles with UBS in London and Standard Bank in Johannesburg



- **Carole Whittall – CFO, Yellow Cake plc**
- Formerly Vice President, Head of M&A, CSR and government relations at ArcelorMittal Mining
- Previously held commercial and business development roles with Rio Tinto
- Prior investment banking roles with JP Morgan and Standard Bank



- **Andrew Krelle – VP Investor Relations**
- Eight years' experience in mining and finance
- Previously, Investor Relations and Research at 121 Group, Hong Kong
- Geologist roles with BHP, U&D Mining and Moreton Resources



Yellow Cake Independent Non-Executive Directors



- **The Lord St John of Bletso, Chairman**
- Cross-bench peer; member Select Committee on Communications, Vice Chairman of All Party Parliamentary South Africa Group
- Currently non-executive director of Albion Ventures LLP, Chairman of the Governing Board of Certification International and Chairman of Strand Hanson
- Previously: Chairman of Spiritel; non-executive director of Regal Petroleum, Sharp Interpak and Pecos Group; served on advisory boards of Infinity SDC, Chayton Capital and Ariya Capital



- **Alexander Downer**
- Served as the Australian High Commissioner to the UK, a post which he held since 2014
- Following retirement from politics in 2008, appointed Special Adviser to the UN Secretary-General on Cyprus
- Longest serving Minister for Foreign Affairs in Australian history
- Leader of the Opposition in the Australian Parliament 1994 -1995



- **Alan Rule**
- CFO of Galaxy Resources, Australia's largest lithium producer
- Formerly CFO and director of Sundance Resources and CFO of Paladin Energy
- Previously a director of Mount Gibson, Western Metals and St Barbara Mines



- **Sofia Bianchi**
- Founding Partner of Atlante Capital Partners, and previously Head of Special Situations at BlueCrest Capital Management
- Formerly Deputy Managing Director of Standard Bank Emerging Africa Infrastructure Fund and Senior Executive at EBRD
- Previously a non-executive director with Kenmare Resources



- **Alexandra Nethercott-Parkes**
- Client Director of Langham Hall Fund Management (Jersey) Limited
- Previously Assistant Vice President Deutsche Bank within the corporate services division in Jersey.
- Principal Person with the Jersey Financial Services Commission
- BA (Hons) in Psychology with Economics, and is an Associate of the Institute of Chartered Secretaries.